





WORLD WETLANDS DAY

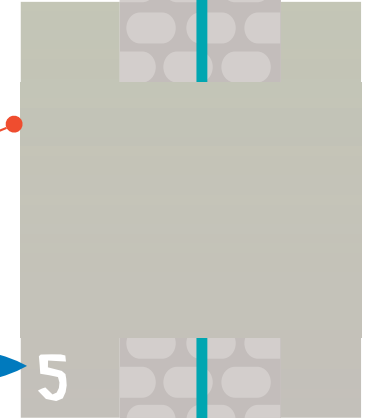



A Board Game for the young and the not so young !





is good for wildlife





A healthy wetland

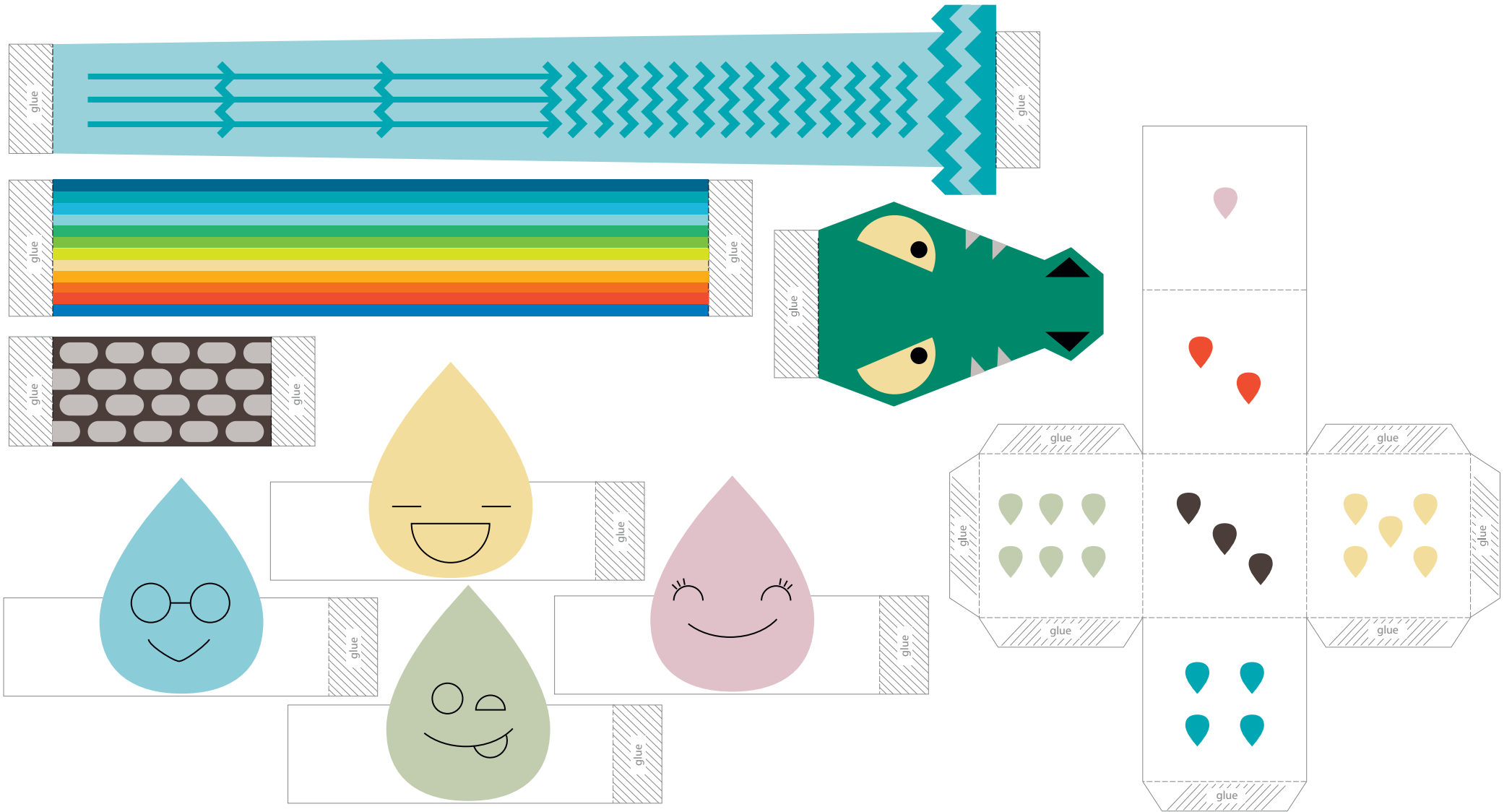


START

The Ramsar logo, featuring a stylized water wave and the word "Ramsar".

- 1
- 2
- 3
- 4





INSTRUCTIONS

Print the two halves of the game board at size A4 (or A3 for a really big board) and glue them to a piece of cardboard with square 1 at the bottom. Print this sheet at A4 (or A3) and cut out and bend the shapes (see diagram on the right). Glue the water drops to make the game pieces for the players. Glue the dice. Glue the bridge, waterway, well, and crocodile to the game board as shown in the picture on the left. Now you are ready to play - first to reach the FINISH is the Ramsar Wetland Champion!



**World
Wetlands
Day**

